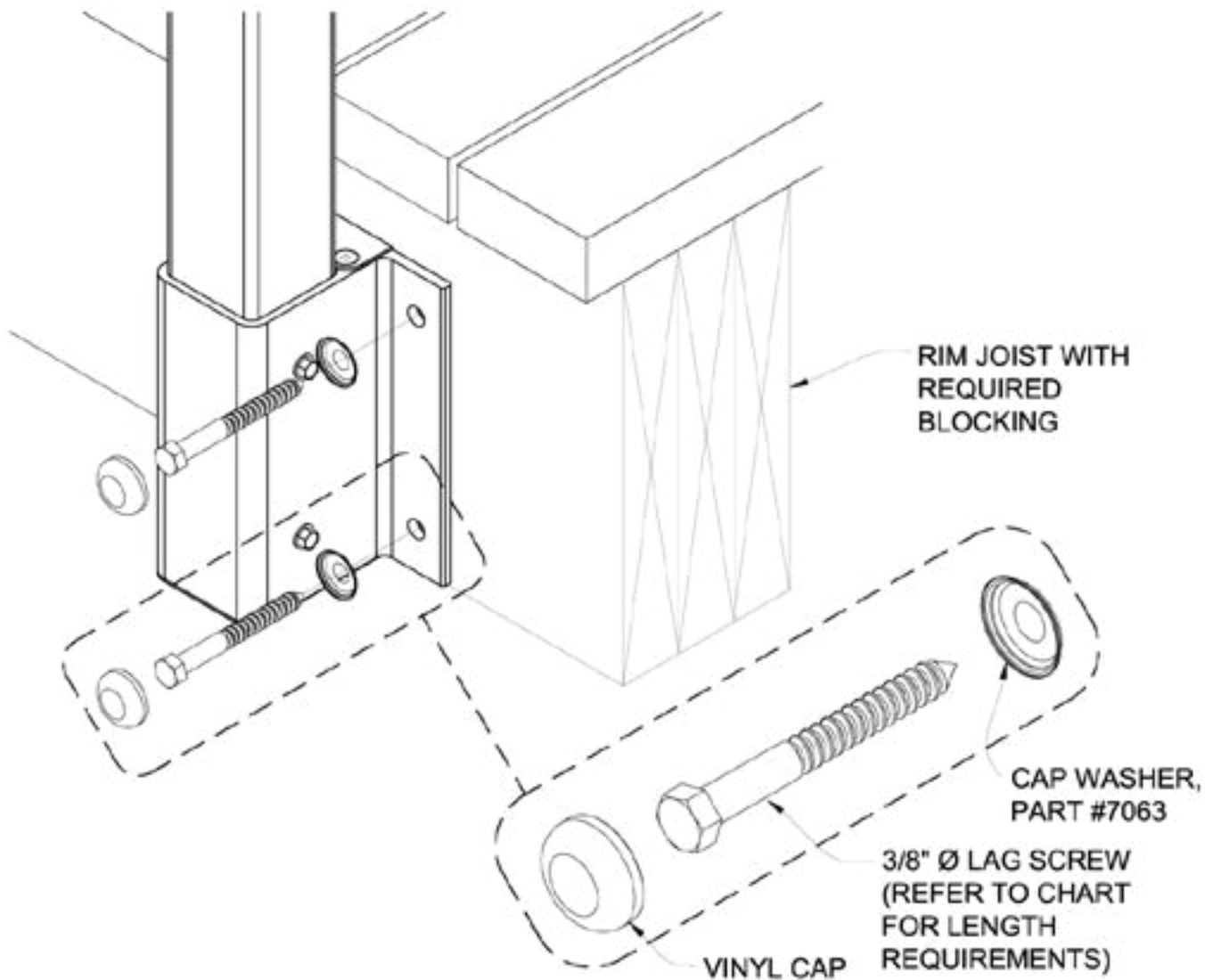


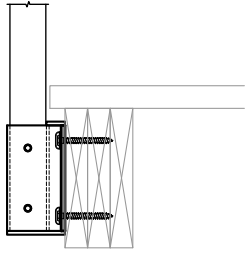
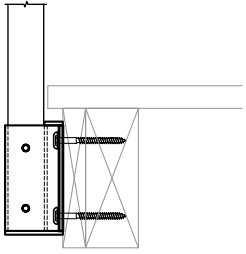
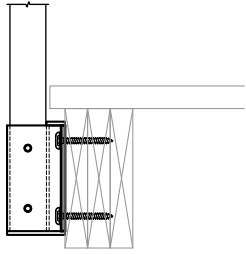
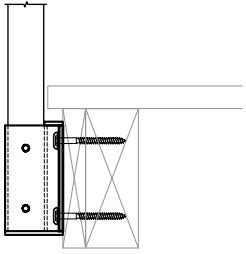
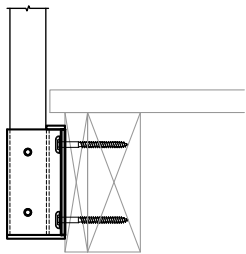
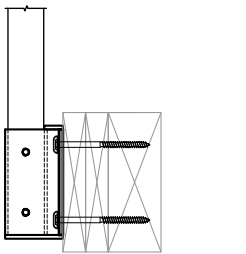


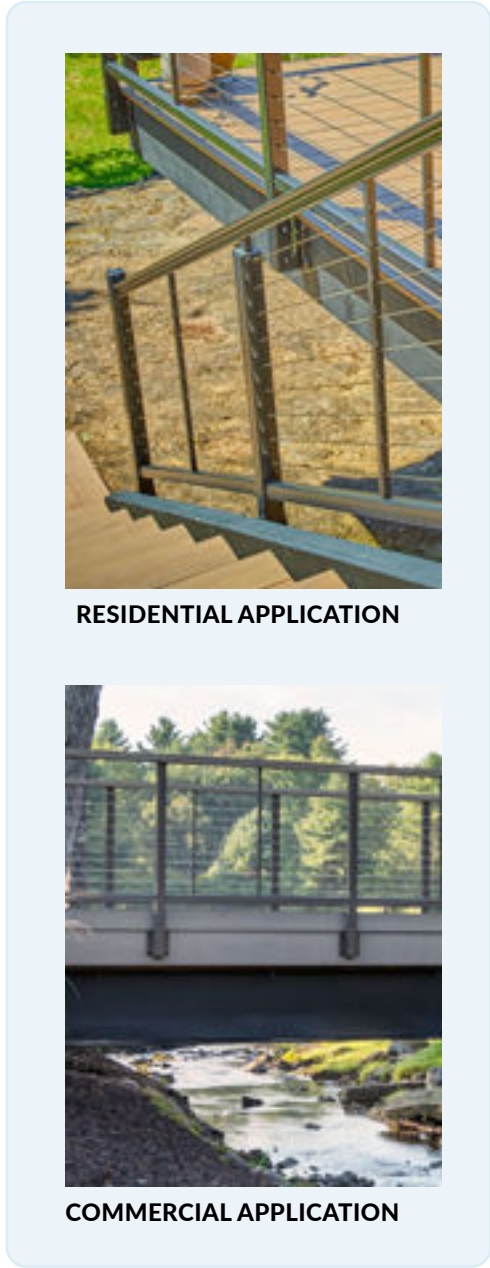
DesignRail® Fascia Bracket Mounted Posts

For side mounting to fascia or rim joists with a metal bracket when decking or nosing trim extends beyond the fascia board. Fascia bracket is included and may be mounted to wood, composite (with wood blocking), concrete, or steel.



Fascia Bracket Mounted Posts

		INTERIOR	EXTERIOR
RESIDENTIAL (MAX 6' OC)	36"	 <p>3" MIN. LAG PENETRATION 3-1/2" LAG SCREWS, PART #7277</p>	 <p>3-3/4" MIN. LAG PENETRATION 4-1/2" LAG SCREWS, PART #6565</p>
	38"-42"	 <p>3-1/4" MIN. LAG PENETRATION 3-1/2" LAG SCREWS, PART #7277</p>	 <p>4-1/4" MIN. LAG PENETRATION 4-1/2" LAG SCREWS, PART #6565</p>
COMMERCIAL (MAX 5' OC)	42"	 <p>4" MIN. LAG PENETRATION 4-1/2" LAG SCREWS, PART #6565</p>	 <p>5" MIN. LAG PENETRATION 6" LAG SCREWS, PART #7278</p>



RESIDENTIAL APPLICATION

COMMERCIAL APPLICATION

NOTES

- Minimum lag penetration dimension, refer to requirements for lag screw penetration into solid lumber. Lumber assumed to have minimum 0.43 specific gravity (i.e. HEM-FIR).
- Rim joist and blocking must be properly attached to structure to resist transferred loads from posts.
- If using composite material as fascia board, fascia thickness will not contribute to the penetration requirement. Lag screw length and blocking must be adjusted to account for additional length, as necessary.
- Bolt pattern may vary depending on joist height and project type.

FEENEY IS A MEMBER OF:



NOMMA



NAA



NAHB

Leading Suppliers Council



NARFA