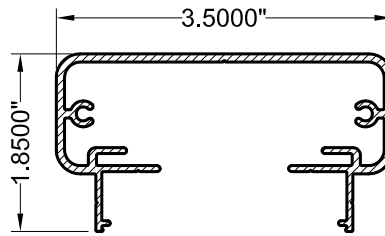
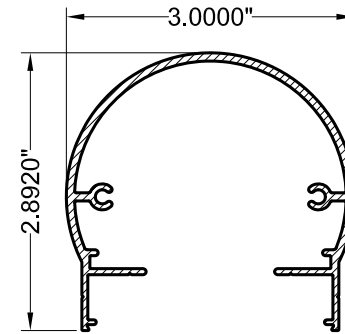


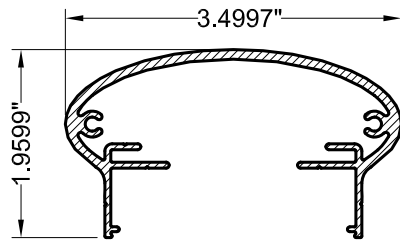
A SERIES 150 TOP RAIL - SECTION
SCALE: 6" = 1' - 0"



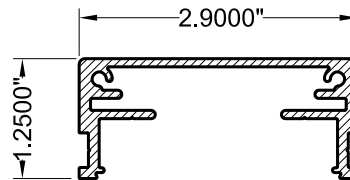
B SERIES 200 TOP RAIL - SECTION
SCALE: 6" = 1' - 0"



C SERIES 300 TOP RAIL - SECTION
SCALE: 6" = 1' - 0"



D SERIES 350 TOP RAIL - SECTION
SCALE: 6" = 1' - 0"



E SERIES 450 TOP RAIL - SECTION
SCALE: 6" = 1' - 0"

DesignRail® Extrusion Pattern:
TOP RAIL OPTIONS

THIS DRAWING IS THE PROPERTY OF FEENEY INC. ANY REPRODUCTION OF THIS DOCUMENT WITHOUT THE EXPRESSED WRITTEN CONSENT OF FEENEY INC. IS STRICTLY PROHIBITED.

MATERIAL:	6063-T6 / 6005-T5 ALUMINUM ALLOY	DATE:	01/03/17
SKU (10' / 20'):	VARIES	PAGE:	1 of 1
		REV:	
		BY:	DSY
		CHK:	BWA

feeney
makes it easy
2603 Union St., Oakland, CA 94607
P: 800-888-2418 F: 510-893-9484
www.feeneyinc.com