



### Features

- ETL Listed Class 2 power supply
- Constant voltage design
- Protections: two auto-reset circuit breakers
- Dimmable with compatible MLV dimmers
- NEMA 3R enclosure for wet location/outdoor use
- Cooling by free-air convection



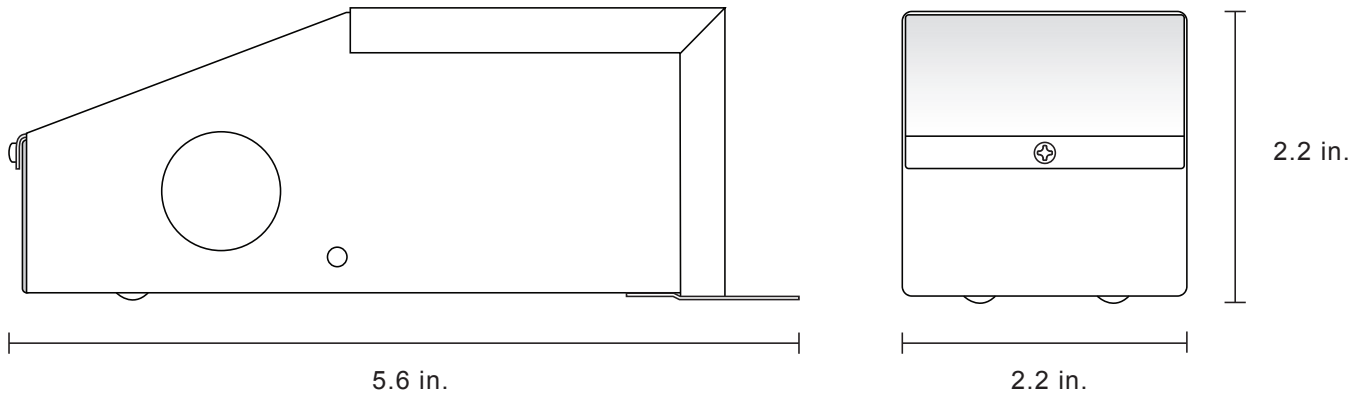
### Technical Specifications

Input	Voltage / Frequency	120VAC / 60Hz
	Current (Full Load)	410mA
	Efficiency / Power Factor	80% / 0.89
	Wire or Terminal Connection	PVC 600V 20AWG wire leads w/ framed ground connection
Output	Voltage (Full Load)	24.3VDC
	Voltage Boost	No
	Max Current (Full Load)	0 ~ 1.72A
	Power (Wattage) <sup>1</sup>	40W
	Wire or Terminal Connection	PVC 300V 16AWG wire leads
	# Output Connections	1
Environment	Thermal Class	B130°C (266°F)
	Operating Temp.	-4 ~ +158°F (-20 ~ +70°C)
	Ambient Temp.	-4 ~ +104°F (-20 ~ +40°C)
	Location	Outdoor/wet location NEMA 3R enclosure
	Class 2 Compliance	Yes
	Safety Standards	ETL Listed, CSA Listed
Additional Information	Housing / Cooling	Black powder coated steel enclosure. Cooling by free-air convection.
	Reset Breaker	Two auto-reset circuit breakers, protecting load and driver.
	Coil Former	Double Section Bobbin
	Dimmability <sup>2</sup>	Must be paired with a compatible 120VAC Magnetic Low Voltage (MLV) dimmer installed between main power and driver.
	Dimensions	2.2 x 2.2 x 5.6 in. (L x W x H)
	Weight	2.19 lbs.

Note <sup>1</sup> Ensure to de-rate load 20% for maximum longevity. See dimmer switch specifications for minimum load requirements.

Note <sup>2</sup> See 'Magnetic Dimmable Driver/Dimmer Switch Compatibility List' for compatible dimmers.

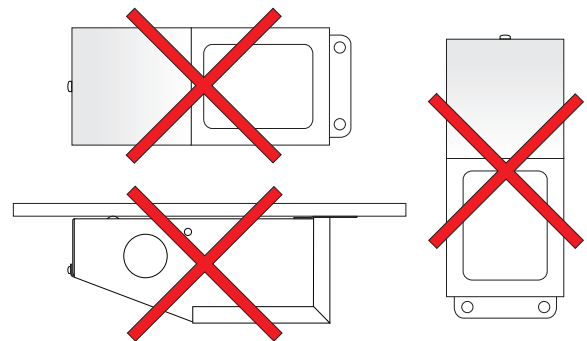

## Mechanical Specifications



See the 'Installation Guide' for system diagrams.

## Mounting

For proper heat dissipation, mount vertically to a sturdy surface, with the wiring compartment pointing down. Install in a well-ventilated area free from explosive gases and vapors.



*Do not* mount sideways, upside-down, or to the underside of a surface.

## Safety & Warnings

- This driver must be installed in accordance with Article 450 of the National Electric Code, and local regulations.
- This product is intended to be installed and serviced by a qualified, licensed electrician.
- This driver must be grounded to the green grounding wire.
- Install in a well-ventilated area free from explosive gases and vapors.
- This product is rated for wet location/outdoor use (NEMA 3R enclosure).
- Only install compatible LED dimmable fixtures.
- Ensure applicable wire is installed between driver, fixture, and any controls in between. When choosing wire, factor in voltage drop, amperage rating, and type (in-wall rated, wet location rated, etc.). Inadequate wire installation could overheat wires, and cause fire.
- For proper heat dissipation, mount vertically to a sturdy surface, with the wiring compartment pointing down. Install in a well-ventilated area free from explosive gases and vapors.
- Do not modify or disassemble this product beyond instructions or the warranty will be void.
- Do not test or install directly connected to 120VAC or through an ON/OFF switch. This driver must be tested and installed with a compatible Magnetic Low Voltage (MLV) dimmer switch or the fixture may become permanently damaged. Visit the online product page for a list of compatible dimmer switches.
- Ensure to de-rate the driver 20% its maximum load. See dimmer switch specifications for minimum load requirements.

V 1.0